

Welcome to the Online Permit Application System for the City of Manhattan

Register

Visit <https://manhattan.thepermitportal.com> and Register. Enter your User Information in the fields below and accept the Terms & Conditions. Continue to [Submit](#). Once you submit you will receive an email to verify your email and continue to login.



[Home](#) [Check Status](#) [Login](#) **[Register](#)** [Forgot Password](#)

TERMS & CONDITIONS ?

I have read/agree with the [terms and conditions](#).

USER INFORMATION ?

First Name*

First Name

Last Name*

Last Name

Home Address*

Home Address

Mobile*

(XXX)XXX-XXXX

Emergency Contact

Emergency Contact

Emergency Contact Phone

(XXX)XXX-XXXX

Email*

Email

Email address will be assigned as the Username

Confirm Email*

Confirm Email

Password*

Password

Password must be a minimum of 8 characters, 1 uppercase letter, 1 lowercase letter, 1 number and 1 special character.

Confirm Password*

Confirm Password

Submit

Cancel

Login

Login using [your email address as the Username](#) and enter the password you created during registration.

<https://manhattan.thepermitportal.com>

The screenshot shows the top navigation bar with the Aggieville logo on the left and the following menu items: Home, Check Status, Login (highlighted with a red box), Register, and Forgot Password. Below the navigation bar is a dark blue notification banner that reads "NOTIFICATION" and "NO NOTIFICATIONS FOUND". On the right side, a white login form is displayed, also outlined with a red box. The form includes a shield icon, the title "Parking Permit Secure Login" with the URL "thepermitportal.com", and input fields for "Username" (containing "jpsperms5@gmail.com") and "Password" (masked with dots). There is a checkbox for "Remember My Login", a blue "Login" button, a red "Cancel" button, and a link for "Don't remember your password?".

Once logged in, select [Buy Permit](#).

The screenshot shows the user dashboard after logging in. At the top right, a blue box displays "Welcome: Permit User". The navigation bar includes the Aggieville logo on the left and the menu items: Home, Permits (highlighted with a blue box), and Logout. Below the navigation bar is a dark blue dashboard area containing three buttons: "Buy Permit" (highlighted with a red box), "My Permits", and "Edit Profile".

Permit Application

On the following page proceed to **Select Location** from the list and select the permit type you would like to purchase. Choose the Tentative Start Date you need for the permit and select **Buy**.

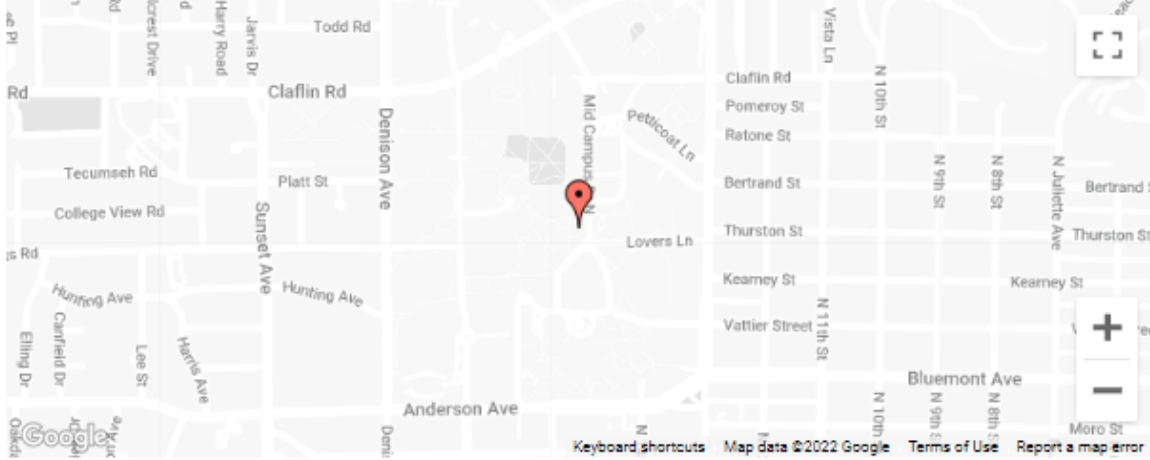
CHECK AVAILABILITY ?

Select location to check permit availability.

Select location

Aggieville Parking Garage

Zone Available



Please select a Permit Tentative Start Date: 12/09/2022

This zone currently has **500** permits available for issuance.

Description	Duration	Price	Action
Part Time Employee	End Of Month	25.00	Buy
Full Time Employee	End Of Month	40.00	Buy
Reserved	End Of Month	100.00	Buy
Residential	End Of Month	200.00	Buy

Complete the permit application below by entering all fields listed as well as selecting the vehicle that you would like to purchase the permit for, upload any required documents and **Submit**.

PURCHASE NEW PERMIT ?

Permit Type Parking Permit

Location Aggieville Parking Garage

Permit Sub Type Part Time Employee

Tentative Start Date 12/9/2022

Actual Cost \$25.00

Application Type

Select ▼

ADDRESS PLEASE SELECT AN ADDRESS TO BE USED FOR THE PERMIT.

Select	Address	Phone Number	Type	Action
<input checked="" type="radio"/>	123 Main St. , Florida, Florida, US 92711		Home or Business Address	

+ ADD ADDRESS - select plus sign to add address

VEHICLE INFORMATION ?

Select All Vehicles

Select Record	Primary	License	Color	Make	Model	Year	State	De
<input type="checkbox"/>	<input checked="" type="checkbox"/>	TEST789	Blue	Acura	TL	2021	California	
<input type="checkbox"/>	<input checked="" type="checkbox"/>	123A	Black	Acura	CL	2020	California	
<input type="checkbox"/>	<input checked="" type="checkbox"/>	12345	Black	Acura	EL	2020	South Dakota	
<input type="checkbox"/>	<input checked="" type="checkbox"/>	TEST456	Red	Honda	Accord	2010	California	
<input type="checkbox"/>	<input checked="" type="checkbox"/>	YYY234	Blue	Acura	Integra	2021	California	
<input checked="" type="checkbox"/>	<input checked="" type="checkbox"/>	TEST5					California	

+ ADD VEHICLE - select plus sign to add vehicle

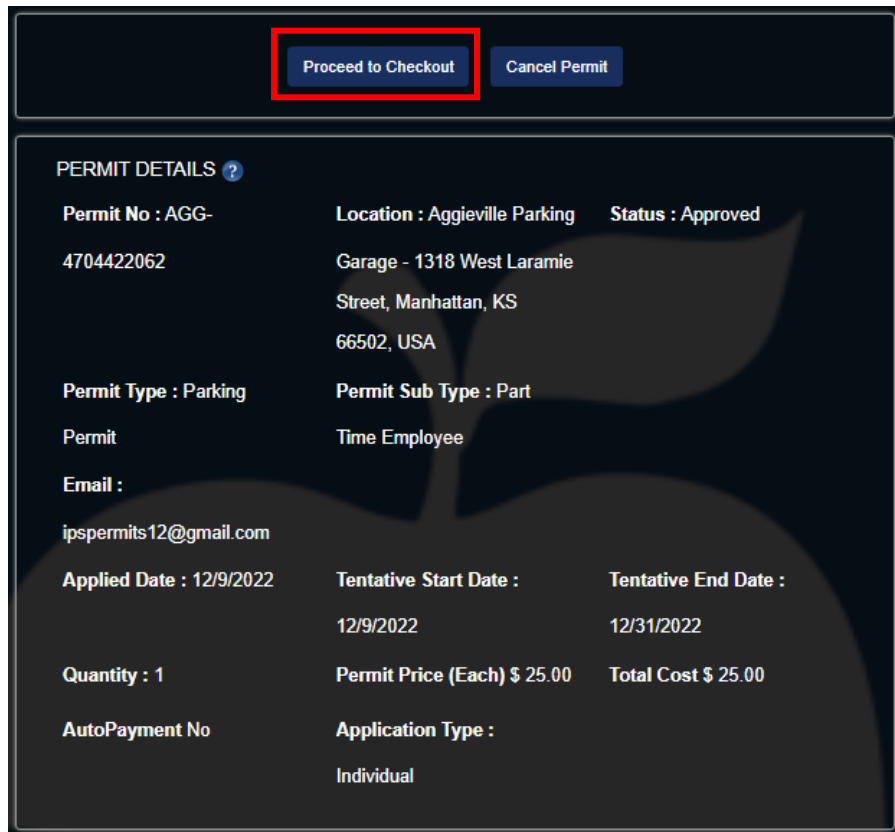
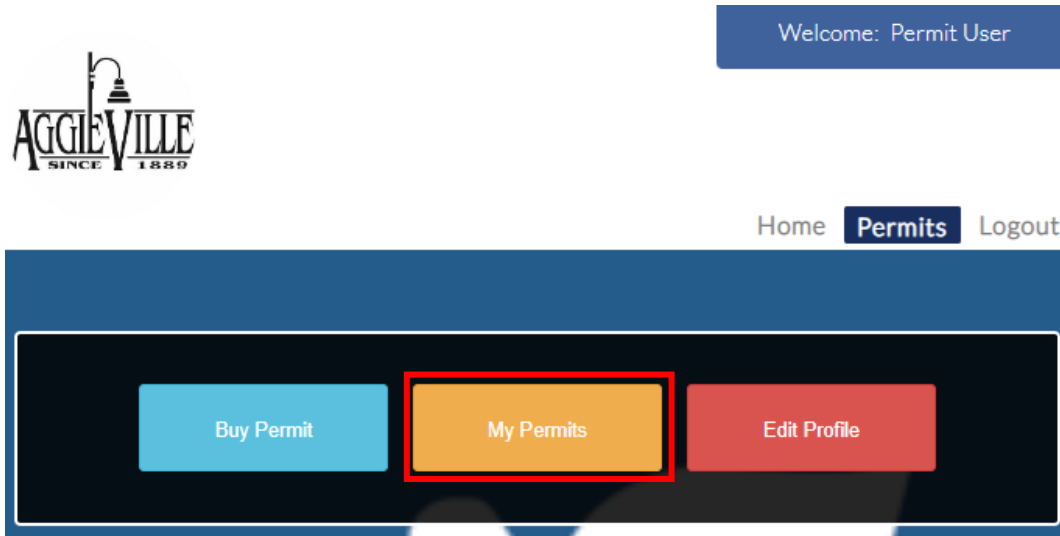
DOCUMENT INFORMATION

Proof Type	Required	Document required	Document path
? Proof of Employment	Yes	Pay Stub #1	<input type="button" value="Choose File"/>
? Proof of Employment	Yes	Pay Stub #2	<input type="button" value="Choose File"/>

Proceed to Payment

Once you Submit the permit application, you will receive an email confirmation. If approval is required, you will receive an email once it is approved with payment instructions.

To make payment, log in and go to My Permits. Select Approved permit and Proceed to Checkout. Permits are not valid until payment is made.



Questions

Feel free to contact us at the number below for any questions.

Call: (785) 340-3413